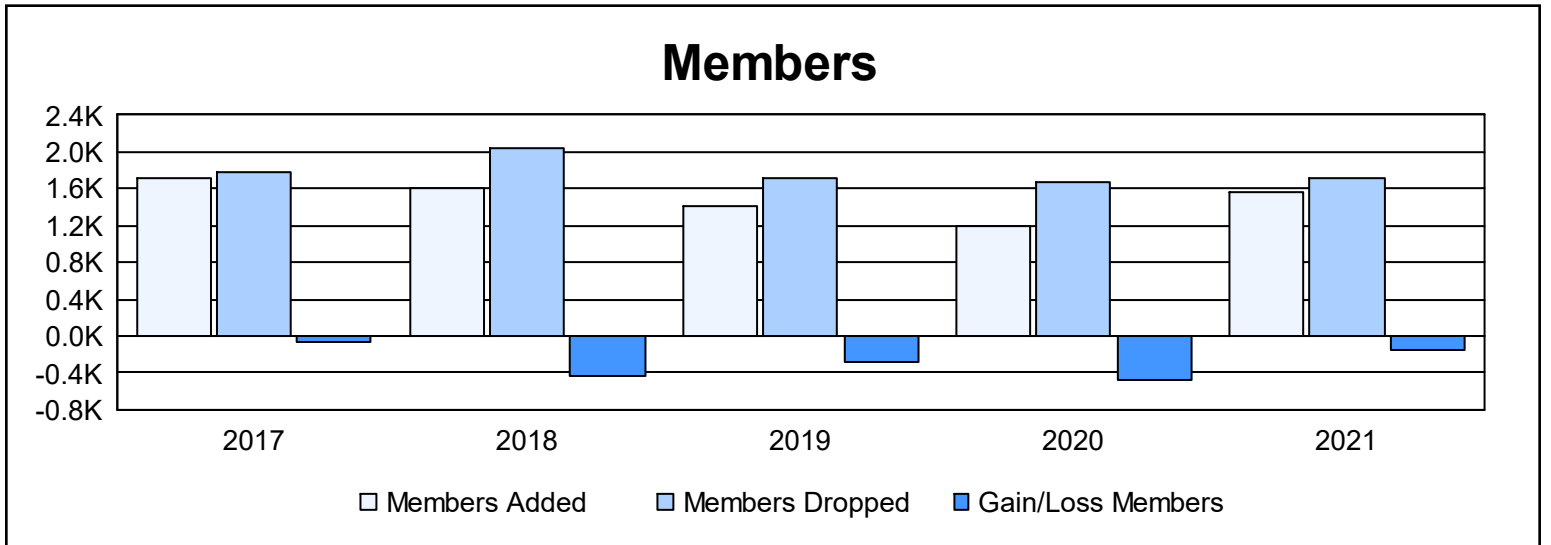
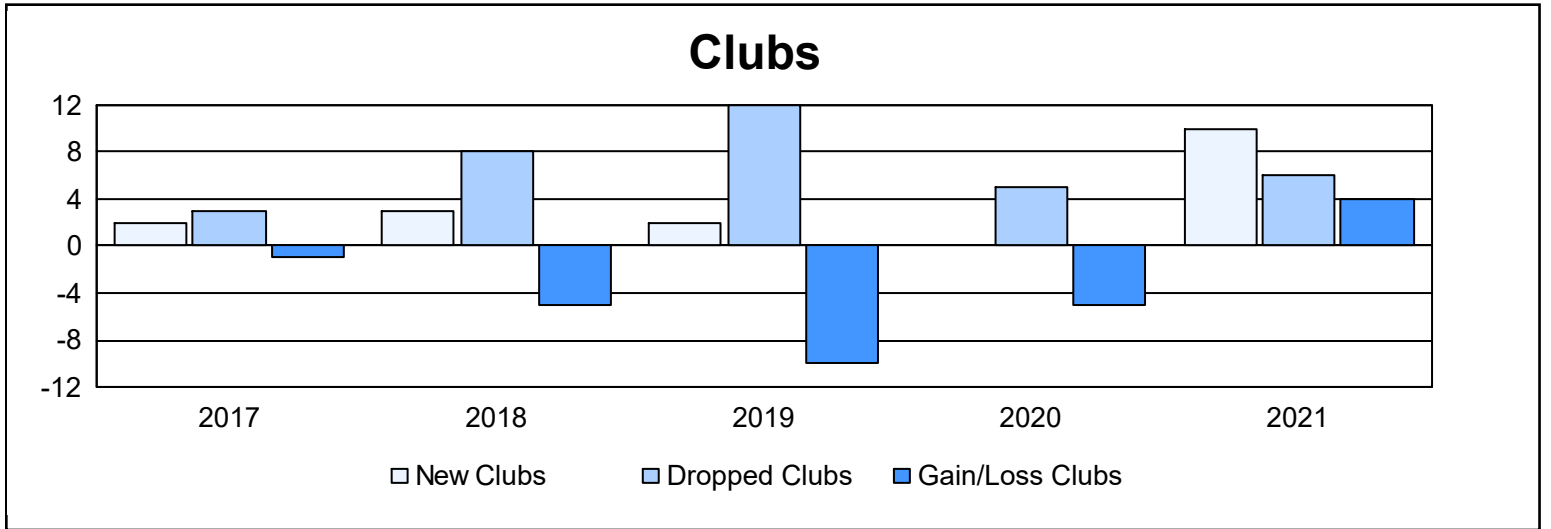
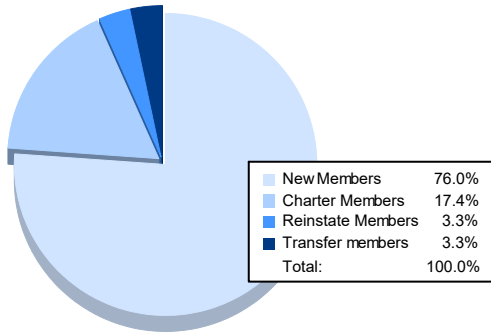


Year	New Clubs	Dropped Clubs	Gain/ Loss Clubs	New Members	Charter Members	Reinstate Members	Transfer Members	Total Member Added	Total Members Dropped	Gain/ Loss Members
2016-2017	2	3	-1	1,534	43	69	71	1,717	1,777	-60
2017-2018	3	8	-5	1,378	75	84	65	1,602	2,041	-439
2018-2019	2	12	-10	1,229	51	69	67	1,416	1,705	-289
2019-2020	0	5	-5	1,061	7	56	63	1,187	1,666	-479
2020-2021	10	6	4	1,184	271	51	51	1,557	1,709	-152
<b>Average</b>	<b>3</b>	<b>7</b>	<b>-3</b>	<b>1,277</b>	<b>89</b>	<b>66</b>	<b>63</b>	<b>1,496</b>	<b>1,780</b>	<b>-284</b>



### Membership Composition June 2021 Cumulative



### Gender Composition June 2021 Cumulative

